

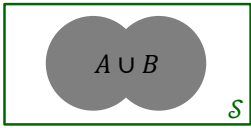
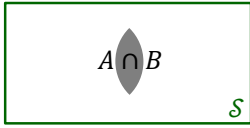
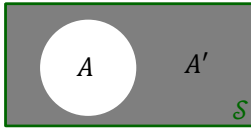
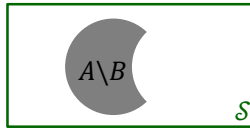
1 Mean, Median and Standard Deviation

| Mean | Median | Standard Deviation | MAD |
|--|---|---|---|
| $\bar{x} = \frac{1}{n} \sum_{i=1}^n x_i = \frac{x_1 + x_2 + \dots + x_n}{n}$ | $\tilde{x} = \begin{cases} x(\frac{n+1}{2}), & n \text{ is odd} \\ 0.5(x(\frac{n}{2}) + x(\frac{n}{2} + 1)), & n \text{ is even} \end{cases}$ | $s = \sqrt{\frac{1}{n-1} \sum_{i=1}^n (x_i - \bar{x})^2}$ | $MAD = k x_i - \hat{x} $ $k = 1.4826$ (normal) |

- s, s^2 and \bar{x} denote sample S.D., variance and mean.
- σ, σ^2 and μ denote population S.D., variance and mean ¹.
- **Trimmed Mean at $p\%$** - Remove $p/2$ percentile from both ends of the data and calculate the mean
- **Standard Error on the mean** - $S_{\bar{X}} = \frac{S_X}{\sqrt{n}}$, where n is the sample size, S_X is the standard deviation

2 Probability Theory

Set Theory

| Union A OR B | Intersection A AND B | Complement NOT A | Relative Complement A AND NOT B |
|--|--|---|--|
|  |  |  |  |
| $P(A \cup B) = P(A) + P(B) - P(A \cap B)$ | | $P(A') = 1 - P(A)$ | |

Counting

- Product Rule - $n = n_1 \times n_2 \times n_3 \times \dots \times n_k$
- Permutations: Ordered, dependent selections (without replacement) - $P_{k,n} = \frac{n!}{(n-k)!}$
- Combinations: Unordered selections (without replacement) - $C_{k,n} = \frac{P_{k,n}}{k!} = \binom{n}{k} = \frac{n!}{k!(n-k)!}$

Conditional Probability

- Conditional probability: knowing that A has happened, the probability of B given A - $P(B|A) = \frac{P(B \cap A)}{P(A)}$
- Bayes Theorem - $P(A_j|B) = \frac{P(B|A_j)P(A_j)}{\sum_{i=1}^k P(B|A_i)P(A_i)}$
(Applies if events A are mutually exclusive and exhaustive (defines the whole set)).

Independence

- Independent: event A is unaffected by event B

$$P(A \cap B) = P(A)P(B) \Rightarrow P(A|B) = P(A), \quad P(B|A) = P(B)$$

¹Mean is simply the average value of a given sample. Expect value is used when we want to calculate the mean of a probability distribution.

3 Probability Distributions and Discrete Random Variables

Binomial and Poisson Distribution

| | Binomial Distribution | Poisson Distribution | Note: |
|------------------------------|---|---|--|
| Probability Density Function | $b(x; n, p) = \binom{n}{x} p^x (1-p)^{n-x}$ | $po(x, \lambda) = \frac{e^{-\lambda} \lambda^x}{x!}$ | V(x) can also be expressed as $V(x) = E(x^2) - (E(x))^2$. |
| Expected Value, $E(x)$ | $E(x) = np$ | $E(x) = \lambda$ | |
| Variance, $V(x)$ | $V(x) = np(1-p) = npq$ | $V(x) = \lambda(1 - \frac{\lambda}{n}) \approx \lambda$ | |

Discrete Random Variables

| Bernoulli RV | Expected Value | Variance |
|--|---------------------------------------|--|
| $p(x; \alpha) = \begin{cases} 1 - \alpha, & \text{if } x = 0 \\ \alpha, & \text{if } x = 1 \\ 0, & \text{otherwise} \end{cases}$ | $E(x) = \mu_X = \sum_{x \in D} xp(x)$ | $V(X) = \sigma_X^2 = \sum_{x \in D} (x - \mu_X)^2 p(x) = E[(X - \mu_X)^2]$ |

4 Continuous Random Variables and Joint Probability

Random Variables

| | |
|----------------------------------|--|
| Probability density function | $P(a \leq X \leq b) = \int_a^b f(x)dx$ |
| Cumulative distribution function | $F(x) = P(X \leq x) = \int_{-\infty}^x f(y)dy$ and $\int_{-\infty}^{+\infty} f(x)dx = 1$ |
| Expected value | $\mu_X = E(X) = \int_{-\infty}^{+\infty} xf(x)dx$ |
| Variance | $\sigma_X^2 = V(X) = \int_{-\infty}^{+\infty} (x - \mu)^2 f(x)dx$ |

Joint Probability Distributions

- Discrete Joint random variables

| Joint probability mass function (PMF) | Expected Value | Marginal PMFs |
|---|---|---|
| $p(x, y) = P(X = x \text{ and } Y = y)$ $\sum_x \sum_y p(x, y) = 1$ | $E[h(X, Y)] = \sum_X \sum_Y h(x, y)p(x, y)$ | $P_X(x) = \sum_y p(x, y)$ $P_Y(y) = \sum_x p(x, y)$ |

- Continuous Joint random variables

| Joint probability mass function (PDF) | Expected Value | Marginal PDFs |
|--|---|---|
| $P[(X, Y) \in A] = \int \int_A f(x, y)dx dy$ | $E[h(X, Y)] = \int_{-\infty}^{+\infty} \int_{-\infty}^{+\infty} h(x, y)f(x, y)dx dy$ $P[a \leq X \leq b, c \leq Y \leq d] = \int_c^d \int_a^b f(x, y)dx dy$ | $f_X(x) = \int_{-\infty}^{+\infty} f(x, y)dy$ $f_Y(y) = \int_{-\infty}^{+\infty} f(x, y)dx$ |

Independence

X and Y are independent if for every pair x, y:

- Discrete: $p(x, y) = p_x(x)p_y(y)$
- Continuous: $f(x, y) = f_x(x)f_y(y)$

5 Normal Distribution

- Probability Density Function (pdf):

$$f(x) = \frac{1}{\sqrt{2\pi\sigma^2}} e^{-\frac{(x-\mu)^2}{2\sigma^2}}$$

- Cumulative Distribution Function (cdf):

$$F(X) = \frac{1}{2} \left[1 + \operatorname{erf} \left(\frac{x - \mu}{\sqrt{2\sigma^2}} \right) \right]$$

where

$$\operatorname{erf}(x) = \frac{2}{\sqrt{\pi}} \int_0^x e^{-t^2} dt$$

| Discrete | Continuous |
|------------|-------------------------|
| $X = A$ | $A - 0.5 < Y < A + 0.5$ |
| $X \leq A$ | $Y < A + 0.5$ |
| $X < A$ | $Y < A - 0.5$ |
| $X \geq A$ | $Y > A - 0.5$ |
| $X > A$ | $Y > A + 0.5$ |

Continuity Correction - Normal approximation of discrete distributions (e.g. Binomial)

Standard Normal Distribution

Standard normal distribution is a special case of normal distribution with $\mu = 0$ and $\sigma = 1$.

| Probability Density Function (PDF) | Cumulative Distribution Function (CDF) |
|---|---|
| $f(Z) = \frac{1}{\sqrt{2\pi}} e^{-\frac{z^2}{2}}$ | $\Phi(z) = F(Z) = \frac{1}{2} \left[1 + \operatorname{erf} \left(\frac{z}{\sqrt{2}} \right) \right]$ and $Z = \frac{\bar{X} - \mu}{\sigma}$ |

Central Limit Theorem

For sufficiently large n:

- Mean sample mean is the population mean - $E[\bar{X}] = \mu_{\bar{X}} = \mu$
- Sample mean variance decreases as sample size increase - $V[\bar{X}] = \sigma_{\bar{X}}^2 = \frac{\sigma^2}{n}$
- Standard error on the mean (SEM) is the SD of sample means - $\sigma_{\bar{X}} = \frac{\sigma}{\sqrt{n}}$

Margin of Error, Confidence Intervals

Unknown σ , large n .

| Confidence interval (CI) | Margin of Error (ME) |
|--|--|
| $CI = \bar{X}[\bar{X}_l, \bar{X}_u] = \left[\bar{X} - Z_{\frac{\alpha}{2}} \frac{\sigma}{\sqrt{n}}, \bar{X} + Z_{\frac{\alpha}{2}} \frac{\sigma}{\sqrt{n}} \right]$ | $ME = \bar{X} \pm ME_{\bar{X}} = Z_{\frac{\alpha}{2}} \frac{\sigma}{\sqrt{n}}$ |

t-distribution

Unknown σ , small n. Test statistic - $T = \frac{\bar{X} - \mu}{S/\sqrt{n}}$.

| Confidence interval (CI) | Margin of Error (ME) |
|--|--|
| $CI = \bar{X}[\bar{X}_l, \bar{X}_u] = \left[\bar{X} - t_{ \frac{\alpha}{2}, n-1} \frac{s}{\sqrt{n}}, \bar{X} + t_{ \frac{\alpha}{2}, n-1} \frac{s}{\sqrt{n}} \right]$ | $ME = \bar{X} \pm ME_{\bar{X}} = Z_{\frac{\alpha}{2}, n-1} \frac{s}{\sqrt{n}}$ |

χ^2 -distribution and F-distribution

- χ^2 -distribution is obtained by squaring normal distribution.
- For n observations with unknown μ and σ , test statistic - $\frac{(n-1)S^2}{\sigma^2}$
- F-statistic is the ratio of two variances (see ANOVA).

$$F(\nu_1, \nu_2) = \chi_1^2(\nu_1) / \chi_2^2(\nu_2)$$

6 Hypothesis Testing

NHST Types of Errors

| H_0 | True | False |
|---------------|-----------------------------|----------------------------|
| Do not reject | True negative, $1 - \alpha$ | False negative, β |
| Reject | False positive, α | True positive, $1 - \beta$ |

- α denotes the probability of type I error.
- β denotes the probability of type II error.

z-test & t-test

- Assumptions:
 - Data are sampled from a normal distribution. Often lognormal distribution is more appropriate (Use SW or AD test to confirm)
- Null Hypothesis H_0 (for 2-tailed tests):
 - one sample: no differences between the mean and a population mean.
 - two sample: no differences between the two sample mean.
 - p-value is an estimate of the probability of getting a test-statistic more extreme. Reject H_0 if $p \leq \alpha$.

| | Expression | Notes |
|------------------------------|---|--|
| z-test statistic | $Z = \frac{\bar{X} - \mu}{\sigma/\sqrt{n}}$ | effect error, same below |
| t-test one-sample statistic | $T = \frac{\bar{X}_B - \mu_A}{s_B/\sqrt{n}}$ | $v = n - 1$ |
| t-test two-sample statistic | $T = \frac{\bar{X}_B - \bar{X}_A}{\sqrt{\frac{s_A^2}{n_A} + \frac{s_B^2}{n_B}}}$ | assume similar variances, $v = n_A + n_B - 2$ |
| Welch-Satterthwaite Equation | $\nu = \frac{(s_{\bar{X}_1}^2 + s_{\bar{X}_2}^2)^2}{\frac{s_{\bar{X}_1}^4}{n_1 - 1} + \frac{s_{\bar{X}_2}^4}{n_2 - 1}}$ | $s_{\bar{X}_1}^2 = \frac{s_1^2}{n_1}, \quad s_{\bar{X}_2}^2 = \frac{s_2^2}{n_2}$ |

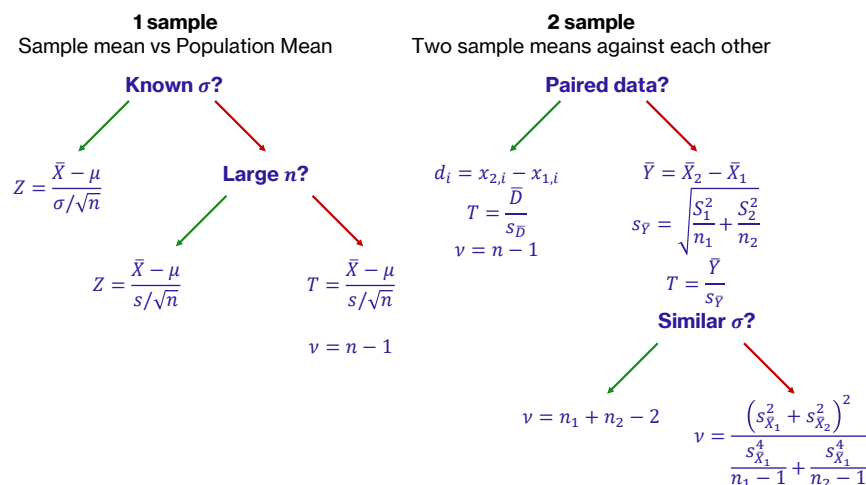
- Sample size estimation: for z-tests only

- One tailed:

$$\beta(\mu_1) = \Phi\left(z_\alpha + \frac{\mu_0 - \mu_1}{\sigma/\sqrt{n}}\right) \quad n = \left[\frac{\sigma(z_\alpha + z_\beta)}{\mu_0 - \mu_1}\right]^2$$

- Two tailed:

$$\beta(\mu_1) = \Phi\left(z_{\alpha/2} + \frac{\mu_0 - \mu_1}{\sigma/\sqrt{n}}\right) - \Phi\left(-z_{\alpha/2} + \frac{\mu_0 - \mu_1}{\sigma/\sqrt{n}}\right) \quad n = \left[\frac{\sigma(z_{\alpha/2} + z_\beta)}{\mu_0 - \mu_1}\right]^2$$



ANOVA

Assumptions:

- Data are sampled from a normal distribution. Often lognormal distribution is more appropriate (Use SW or AD test to confirm)
- All groups have similar variance (homoscedastic) (Use Levene's or Bartlett's test to confirm)
- Hypothesis H_0 : no differences between the means of any of the groups

One-way ANOVA

- Sample means and grand mean:

| | |
|--|--|
| $\bar{X}_i = \frac{1}{J} \sum_{j=1}^J X_{i,j}$ | $\bar{X} = \frac{1}{N} \sum_{i=1}^I \sum_{j=1}^J X_{i,j} = \frac{1}{I} \sum_{i=1}^I \bar{X}_i$ |
|--|--|

- I denotes the number of groups
- J_i denotes the number of observations for a given group.
- N is the total number of observations, $N = \sum_{i=1}^I J_i$.
- $X_{i,j}$ is a random variable that denotes the j^{th} observation from the i^{th} group.

- Sums of Squares: $SS_T = SS_R + SS_M$

| | Sum of Squares | DoF | Notes |
|-----------|---|-----------------|---|
| Total | $SS_T = \sum_{i=1}^I \sum_{j=1}^{J_i} (X_{i,j} - \bar{X})^2 = (N - 1)S_{grand}^2$ | $\nu_T = N - 1$ | $S_{grand}^2 = \frac{1}{N - 1} \sum_{i=1}^I \sum_{j=1}^{J_i} (X_{i,j} - \bar{X})^2$ |
| Model | $SS_M = \sum_{i=1}^I J_i (\bar{X}_i - \bar{X})^2$ | $\nu_M = I - 1$ | |
| Residuals | $SS_R = \sum_{i=1}^I \sum_{j=1}^{J_i} (X_{i,j} - \bar{X}_i)^2 = \sum_{i=1}^I S_i^2 (J_i - 1)$ | $\nu_R = N - I$ | $S_i^2 = \frac{\sum_{j=1}^{J_i} (X_{i,j} - \bar{X}_i)^2}{J_i - 1}$ |

- Mean square values and test-statistic:

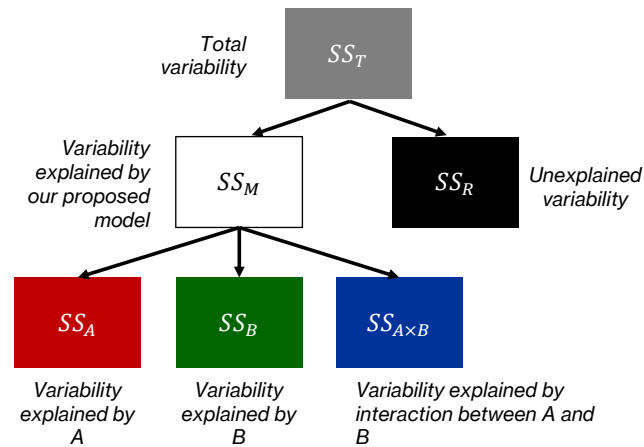
$$MS_M = \frac{SS_M}{\nu_M} = \frac{1}{I - 1} \sum_{i=1}^I J_i (\bar{X}_i - \bar{X})^2$$

$$MS_R = \frac{SS_R}{\nu_R} = \frac{1}{N - I} \sum_{i=1}^I \sum_{j=1}^{J_i} (X_{i,j} - \bar{X}_i)^2$$

$$F = \frac{MS_M}{MS_R} \quad p = 1 - f(F, \nu_M, \nu_R)$$

Two-way ANOVA

| | Sum of Squares | DoF | Mean Square | F-Statistic | Notes |
|-------------------|--|--|--|---|---------------------|
| Total | $SS_T = \sum_{g=1}^G \sum_{i=1}^I \sum_{j=1}^J (X_{g,i,j} - \bar{X})^2$ | $\nu_T = N - 1$ | | | $N = GIJ$ |
| Model | $SS_M = \sum_{g=1}^G \sum_{i=1}^I J (\bar{X}_{gi} - \bar{X})^2$ | $\nu_M = GI - 1$ | | | |
| Residuals | $SS_R = \sum_{g=1}^G \sum_{i=1}^I \sum_{j=1}^J (X_{g,i,j} - \bar{X}_{gi})^2$ | $\nu_R = N - GI$ | $MS_R = \frac{SS_R}{\nu_R}$ | | |
| SS_A | $SS_A = IJ \sum_{g=1}^G (\bar{X}_g - \bar{X})^2$ | $\nu_A = G - 1$ | $MS_A = \frac{SS_A}{\nu_A}$ | $F_A = \frac{MS_A}{MS_R}$ | SS_M grouped by G |
| SS_B | $SS_B = GJ \sum_{i=1}^I (\bar{X}_i - \bar{X})^2$ | $\nu_B = I - 1$ | $MS_B = \frac{SS_B}{\nu_B}$ | $F_B = \frac{MS_B}{MS_R}$ | SS_M grouped by I |
| $SS_{A \times B}$ | $SS_{A \times B} = SS_M - SS_A - SS_B$ | $\nu_{A \times B} = \nu_M - \nu_A - \nu_B$ | $MS_{A \times B} = \frac{SS_{A \times B}}{\nu_{A \times B}}$ | $F_{A \times B} = \frac{MS_{A \times B}}{MS_R}$ | left over SS |



Post-Hoc Tests

- Bonferroni - pairwise t-tests. Statistically significant if $p < p_{crit} = \frac{\alpha}{I}$.
- Tukey Kramer Test (less conservative than Bonferroni).

Non-parametric Tests

- **Sign test:** one sample, asymmetric data.
 - Compare each sample to a pre-defined median value $\tilde{\mu}_0$: +ve/-ve difference?
 - Make hypothesis:
 - * H_0 : the population median $\tilde{\mu}$ from which the sample is taken is equal to $\tilde{\mu}_0$.
 - * H_1 : $\tilde{\mu} \neq \tilde{\mu}_0$.
 - If H_0 is true, we should obtain at least $n/2$ of data points that are negative.
 - find P by taking binomial test by taking $p = 0.5$.
- **Wilcoxon Sign-rank test:** one sample, non-symmetric data.
 - Compare each sample to a pre-defined median value $\tilde{\mu}_0$. Consider both the **sign** and **magnitude** of differences.
 - Sort and find the rank of the differences. Multiply the ranks by their sign.

| | | | |
|-------------|-----|-----|-----|
| rank | ... | ... | ... |
| difference | ... | ... | ... |
| sign | ... | ... | ... |
| signed rank | ... | ... | ... |

- calculate the absolute sum of the signed ranks, for +ve and -ve, respectively.
 - * $W^+ = \sum_i^{n^+} R_i^+$ and $W^- = \sum_i^{n^-} -R_i^-$
 - * the smaller one becomes the test statistic.
- Critical value W_{crit} can be located from the table.
- **Mann-Whitney U-test:** two samples.
 - Make hypothesis:
 - * H_0 : the mean rank of the two levels are equal. (If samples are independent are from similar underlying distributions : mean rank -> median.)
 - * H_1 : the mean rank of the two levels are different.

- Group both samples, rank and correct averages in one table.

| | | | |
|------------|-----|-----|-----|
| rank | ... | ... | ... |
| data value | ... | ... | ... |

- Calculate the sum ranks for each group W .

$$W_X = \sum_i^{n_X} R_i^X \quad W_Y = \sum_i^{n_Y} R_i^Y$$

- Calculate U-statistic for each group

$$U_i = W_i - \frac{n_i(n_i + 1)}{2}$$

- For $n < 8$: U_{crit} can be found from the table. Reject H_0 if $\min(U_1, U_2) < u_{crit}$

- For $n \geq 8$:

$$\mu_U = \frac{n_1 n_2}{2} \quad \sigma_U^2 = \frac{n_1 n_2 (n_1 + n_2 + 1)}{12}$$

z-statistic can be calculated by

$$Z_i = \frac{U_i - \mu_U (+continuity)}{\sigma_U}$$

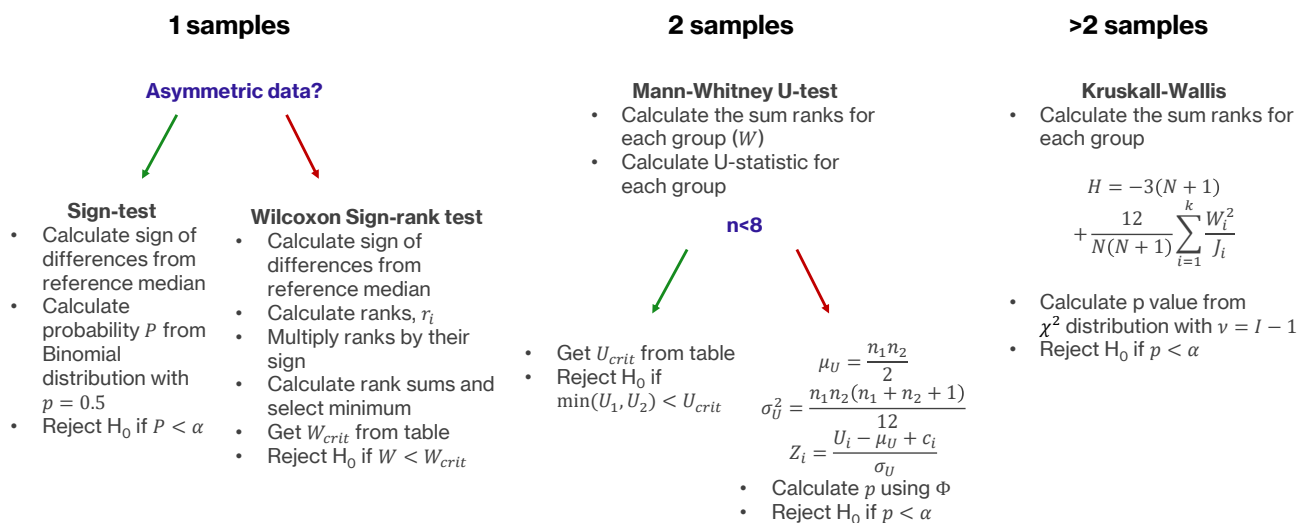
- **Kruskal-Wallis test:** more than two samples.

- H_0 : the I independent random samples all come from identical populations.

- Calculate the sum ranks for each group:

$$H = -3(N + 1) + \frac{12}{N(N + 1)} \sum_{i=1}^k \frac{W_i^2}{J_i}$$

- For all $J_i > 5$, and if H_0 is true, H is approximated to χ^2 distribution with $\nu = I - 1$.



7 Correlation and Regression

Correlation

| Covariance (discrete and continuous) | Population Correlation Coefficient |
|--|--|
| $cov(X, Y) = E[(x - \mu_X)(y - \mu_Y)] = E(XY) - E(X)E(Y) = \begin{cases} \sum \sum (x - \mu_X)(y - \mu_Y)p(x, y) \\ \int_{-\infty}^{+\infty} \int_{-\infty}^{+\infty} (x - \mu_X)(y - \mu_Y)f(x, y)dx dy \end{cases}$ | $\rho_{X,Y} = \frac{cov(X, Y)}{\sigma_X \sigma_Y}$ |

- **Pearson's correlation coefficient:** r is a point estimator of $R = \hat{\rho}$. Assume linear relationship between X and Y .

$$\sigma_X^2 = S_{XX} = \frac{\sum_{i=1}^n (x_i - \bar{x})^2}{n - 1}, \quad \sigma_Y^2 = S_{YY} = \frac{\sum_{i=1}^n (y_i - \bar{y})^2}{n - 1}, \quad cov(x, y) = S_{XY} = \frac{\sum_{i=1}^n (x_i - \bar{x})(y_i - \bar{y})}{n - 1}$$

$$\Rightarrow r_{X,Y} = \frac{S_{XY}}{\sqrt{S_{XX}}\sqrt{S_{YY}}} = \frac{\sum_{i=1}^n (x_i - \bar{x})(y_i - \bar{y})}{\sqrt{\sum_{i=1}^n (x_i - \bar{x})^2} \sqrt{\sum_{i=1}^n (y_i - \bar{y})^2}} \in [-1, 1]$$

- **Test statistic and DoF**

$$T = \frac{R\sqrt{n-2}}{\sqrt{1-R^2}}, \quad \nu = n - 2$$

- **Spearman's rank correlation coefficient:** non-linear relationship between X and Y - $\rho = 1 - \frac{6 \sum (x_i - y_i)^2}{n(n^2 - 1)}$, where x_i, y_i are ranks. If x_i, y_i are tied, we evaluate Pearson's r on the ranks.

Regression

- **Regression model** - $Y = b_0 + b_1X + \epsilon$, where ϵ is a normally distributed random variable with $E(\epsilon) = 0$ and $V(\epsilon) = \sigma_\epsilon^2$.
- **Estimate of the best fit line**

| $Y = \hat{b}_0 + \hat{b}_1X$ | | |
|------------------------------|--|---|
| slope | $\hat{b}_1 = \frac{S_{xy}}{S_{xx}}$ | $s_{\hat{b}_1} = \frac{s_\epsilon}{\sqrt{S_{xx}}}$ |
| intercept | $\hat{b}_0 = \bar{y} - \hat{b}_1\bar{x}$ | $s_{\hat{b}_0} = \sqrt{\frac{1}{n} + \frac{\bar{x}^2}{S_{xx}}}$ |

with $\begin{matrix} S_{xx} & S_{yy} & S_{xy} \\ \sum_{i=1}^n (x_i - \bar{x})^2 & \sum_{i=1}^n (y_i - \bar{y})^2 & \sum_{i=1}^n (x_i - \bar{x})(y_i - \bar{y}) \end{matrix}$

- Best estimator for variance of residuals - $\hat{\sigma}_\epsilon^2 = s_\epsilon^2 = \frac{SS_R}{\nu_R} = \frac{\sum_{i=1}^n (y_i - \hat{y}_i)^2}{n - 2}$

- **Coefficient of determination:**

$$r^2 = 1 - \frac{SS_R}{SS_T}, \quad \text{where } SS_T = S_{yy}, \quad SS_R = s_\epsilon^2 \nu_R,$$

- **Confidence interval:**

| slope | intercept | variance of residual |
|--|--|---|
| $CI = \hat{b}_1 + t_{1-\frac{\alpha}{2}, \nu} s_{\hat{b}_1}$ | $CI = \hat{b}_0 + t_{1-\frac{\alpha}{2}, \nu} s_{\hat{b}_0}$ | $s_\epsilon^2 = SS_R / \nu_R$ and $\nu_R = n - 2$ |

- **Confidence bands:** For any given value of x^* , uncertainty on the mean

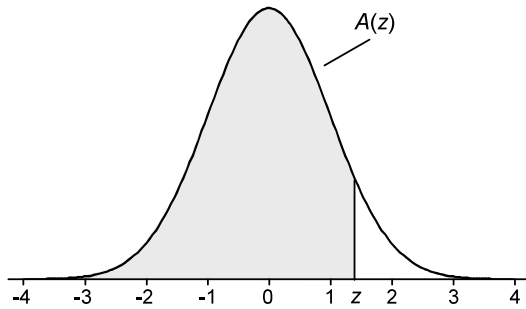
$$CI = \hat{y}^* \pm t_{\frac{\alpha}{2}, n-1} s_{\hat{y}^*} \quad s_{\hat{y}^*} = s_\epsilon \sqrt{\frac{1}{n} + \frac{(x^* - \bar{x})^2}{\sum_{i=1}^n (x_i - \bar{x})^2}}$$

- **Prediction bands:** uncertainty on a single measurement

$$s_{pred}^2 = s_{\hat{y}^*}^2 + s_\epsilon^2 \quad PI = \hat{y}^* \pm t_{\frac{\alpha}{2}, n-2} s_{pred}^*$$

TABLE A.1

Cumulative Standardized Normal Distribution



$A(z)$ is the integral of the standardized normal distribution from $-\infty$ to z (in other words, the area under the curve to the left of z). It gives the probability of a normal random variable not being more than z standard deviations above its mean. Values of z of particular importance:

| z | $A(z)$ | |
|-------|--------|---------------------------------|
| 1.645 | 0.9500 | Lower limit of right 5% tail |
| 1.960 | 0.9750 | Lower limit of right 2.5% tail |
| 2.326 | 0.9900 | Lower limit of right 1% tail |
| 2.576 | 0.9950 | Lower limit of right 0.5% tail |
| 3.090 | 0.9990 | Lower limit of right 0.1% tail |
| 3.291 | 0.9995 | Lower limit of right 0.05% tail |

| z | 0.00 | 0.01 | 0.02 | 0.03 | 0.04 | 0.05 | 0.06 | 0.07 | 0.08 | 0.09 |
|-----|--------|--------|--------|--------|--------|--------|--------|--------|--------|--------|
| 0.0 | 0.5000 | 0.5040 | 0.5080 | 0.5120 | 0.5160 | 0.5199 | 0.5239 | 0.5279 | 0.5319 | 0.5359 |
| 0.1 | 0.5398 | 0.5438 | 0.5478 | 0.5517 | 0.5557 | 0.5596 | 0.5636 | 0.5675 | 0.5714 | 0.5753 |
| 0.2 | 0.5793 | 0.5832 | 0.5871 | 0.5910 | 0.5948 | 0.5987 | 0.6026 | 0.6064 | 0.6103 | 0.6141 |
| 0.3 | 0.6179 | 0.6217 | 0.6255 | 0.6293 | 0.6331 | 0.6368 | 0.6406 | 0.6443 | 0.6480 | 0.6517 |
| 0.4 | 0.6554 | 0.6591 | 0.6628 | 0.6664 | 0.6700 | 0.6736 | 0.6772 | 0.6808 | 0.6844 | 0.6879 |
| 0.5 | 0.6915 | 0.6950 | 0.6985 | 0.7019 | 0.7054 | 0.7088 | 0.7123 | 0.7157 | 0.7190 | 0.7224 |
| 0.6 | 0.7257 | 0.7291 | 0.7324 | 0.7357 | 0.7389 | 0.7422 | 0.7454 | 0.7486 | 0.7517 | 0.7549 |
| 0.7 | 0.7580 | 0.7611 | 0.7642 | 0.7673 | 0.7704 | 0.7734 | 0.7764 | 0.7794 | 0.7823 | 0.7852 |
| 0.8 | 0.7881 | 0.7910 | 0.7939 | 0.7967 | 0.7995 | 0.8023 | 0.8051 | 0.8078 | 0.8106 | 0.8133 |
| 0.9 | 0.8159 | 0.8186 | 0.8212 | 0.8238 | 0.8264 | 0.8289 | 0.8315 | 0.8340 | 0.8365 | 0.8389 |
| 1.0 | 0.8413 | 0.8438 | 0.8461 | 0.8485 | 0.8508 | 0.8531 | 0.8554 | 0.8577 | 0.8599 | 0.8621 |
| 1.1 | 0.8643 | 0.8665 | 0.8686 | 0.8708 | 0.8729 | 0.8749 | 0.8770 | 0.8790 | 0.8810 | 0.8830 |
| 1.2 | 0.8849 | 0.8869 | 0.8888 | 0.8907 | 0.8925 | 0.8944 | 0.8962 | 0.8980 | 0.8997 | 0.9015 |
| 1.3 | 0.9032 | 0.9049 | 0.9066 | 0.9082 | 0.9099 | 0.9115 | 0.9131 | 0.9147 | 0.9162 | 0.9177 |
| 1.4 | 0.9192 | 0.9207 | 0.9222 | 0.9236 | 0.9251 | 0.9265 | 0.9279 | 0.9292 | 0.9306 | 0.9319 |
| 1.5 | 0.9332 | 0.9345 | 0.9357 | 0.9370 | 0.9382 | 0.9394 | 0.9406 | 0.9418 | 0.9429 | 0.9441 |
| 1.6 | 0.9452 | 0.9463 | 0.9474 | 0.9484 | 0.9495 | 0.9505 | 0.9515 | 0.9525 | 0.9535 | 0.9545 |
| 1.7 | 0.9554 | 0.9564 | 0.9573 | 0.9582 | 0.9591 | 0.9599 | 0.9608 | 0.9616 | 0.9625 | 0.9633 |
| 1.8 | 0.9641 | 0.9649 | 0.9656 | 0.9664 | 0.9671 | 0.9678 | 0.9686 | 0.9693 | 0.9699 | 0.9706 |
| 1.9 | 0.9713 | 0.9719 | 0.9726 | 0.9732 | 0.9738 | 0.9744 | 0.9750 | 0.9756 | 0.9761 | 0.9767 |
| 2.0 | 0.9772 | 0.9778 | 0.9783 | 0.9788 | 0.9793 | 0.9798 | 0.9803 | 0.9808 | 0.9812 | 0.9817 |
| 2.1 | 0.9821 | 0.9826 | 0.9830 | 0.9834 | 0.9838 | 0.9842 | 0.9846 | 0.9850 | 0.9854 | 0.9857 |
| 2.2 | 0.9861 | 0.9864 | 0.9868 | 0.9871 | 0.9875 | 0.9878 | 0.9881 | 0.9884 | 0.9887 | 0.9890 |
| 2.3 | 0.9893 | 0.9896 | 0.9898 | 0.9901 | 0.9904 | 0.9906 | 0.9909 | 0.9911 | 0.9913 | 0.9916 |
| 2.4 | 0.9918 | 0.9920 | 0.9922 | 0.9925 | 0.9927 | 0.9929 | 0.9931 | 0.9932 | 0.9934 | 0.9936 |
| 2.5 | 0.9938 | 0.9940 | 0.9941 | 0.9943 | 0.9945 | 0.9946 | 0.9948 | 0.9949 | 0.9951 | 0.9952 |
| 2.6 | 0.9953 | 0.9955 | 0.9956 | 0.9957 | 0.9959 | 0.9960 | 0.9961 | 0.9962 | 0.9963 | 0.9964 |
| 2.7 | 0.9965 | 0.9966 | 0.9967 | 0.9968 | 0.9969 | 0.9970 | 0.9971 | 0.9972 | 0.9973 | 0.9974 |
| 2.8 | 0.9974 | 0.9975 | 0.9976 | 0.9977 | 0.9977 | 0.9978 | 0.9979 | 0.9979 | 0.9980 | 0.9981 |
| 2.9 | 0.9981 | 0.9982 | 0.9982 | 0.9983 | 0.9984 | 0.9984 | 0.9985 | 0.9985 | 0.9986 | 0.9986 |
| 3.0 | 0.9987 | 0.9987 | 0.9987 | 0.9988 | 0.9988 | 0.9988 | 0.9989 | 0.9989 | 0.9990 | 0.9990 |
| 3.1 | 0.9990 | 0.9991 | 0.9991 | 0.9991 | 0.9992 | 0.9992 | 0.9992 | 0.9992 | 0.9993 | 0.9993 |
| 3.2 | 0.9993 | 0.9993 | 0.9994 | 0.9994 | 0.9994 | 0.9994 | 0.9994 | 0.9995 | 0.9995 | 0.9995 |
| 3.3 | 0.9995 | 0.9995 | 0.9995 | 0.9996 | 0.9996 | 0.9996 | 0.9996 | 0.9996 | 0.9996 | 0.9997 |
| 3.4 | 0.9997 | 0.9997 | 0.9997 | 0.9997 | 0.9997 | 0.9997 | 0.9997 | 0.9997 | 0.9997 | 0.9998 |
| 3.5 | 0.9998 | 0.9998 | 0.9998 | 0.9998 | 0.9998 | 0.9998 | 0.9998 | 0.9998 | 0.9998 | 0.9998 |
| 3.6 | 0.9998 | 0.9998 | 0.9999 | | | | | | | |

TABLE A.2
t Distribution: Critical Values of t

| <i>Degrees of freedom</i> | <i>Two-tailed test: One-tailed test:</i> | <i>Significance level</i> | | | | | |
|---------------------------|--|---------------------------|------------|----------|------------|--------------|---------------|
| | | 10% 5% | 5% 2.5% | 2% 1% | 1% 0.5% | 0.2% 0.1% | 0.1% 0.05% |
| 1 | | 6.314 | 12.706 | 31.821 | 63.657 | 318.309 | 636.619 |
| 2 | | 2.920 | 4.303 | 6.965 | 9.925 | 22.327 | 31.599 |
| 3 | | 2.353 | 3.182 | 4.541 | 5.841 | 10.215 | 12.924 |
| 4 | | 2.132 | 2.776 | 3.747 | 4.604 | 7.173 | 8.610 |
| 5 | | 2.015 | 2.571 | 3.365 | 4.032 | 5.893 | 6.869 |
| 6 | | 1.943 | 2.447 | 3.143 | 3.707 | 5.208 | 5.959 |
| 7 | | 1.894 | 2.365 | 2.998 | 3.499 | 4.785 | 5.408 |
| 8 | | 1.860 | 2.306 | 2.896 | 3.355 | 4.501 | 5.041 |
| 9 | | 1.833 | 2.262 | 2.821 | 3.250 | 4.297 | 4.781 |
| 10 | | 1.812 | 2.228 | 2.764 | 3.169 | 4.144 | 4.587 |
| 11 | | 1.796 | 2.201 | 2.718 | 3.106 | 4.025 | 4.437 |
| 12 | | 1.782 | 2.179 | 2.681 | 3.055 | 3.930 | 4.318 |
| 13 | | 1.771 | 2.160 | 2.650 | 3.012 | 3.852 | 4.221 |
| 14 | | 1.761 | 2.145 | 2.624 | 2.977 | 3.787 | 4.140 |
| 15 | | 1.753 | 2.131 | 2.602 | 2.947 | 3.733 | 4.073 |
| 16 | | 1.746 | 2.120 | 2.583 | 2.921 | 3.686 | 4.015 |
| 17 | | 1.740 | 2.110 | 2.567 | 2.898 | 3.646 | 3.965 |
| 18 | | 1.734 | 2.101 | 2.552 | 2.878 | 3.610 | 3.922 |
| 19 | | 1.729 | 2.093 | 2.539 | 2.861 | 3.579 | 3.883 |
| 20 | | 1.725 | 2.086 | 2.528 | 2.845 | 3.552 | 3.850 |
| 21 | | 1.721 | 2.080 | 2.518 | 2.831 | 3.527 | 3.819 |
| 22 | | 1.717 | 2.074 | 2.508 | 2.819 | 3.505 | 3.792 |
| 23 | | 1.714 | 2.069 | 2.500 | 2.807 | 3.485 | 3.768 |
| 24 | | 1.711 | 2.064 | 2.492 | 2.797 | 3.467 | 3.745 |
| 25 | | 1.708 | 2.060 | 2.485 | 2.787 | 3.450 | 3.725 |
| 26 | | 1.706 | 2.056 | 2.479 | 2.779 | 3.435 | 3.707 |
| 27 | | 1.703 | 2.052 | 2.473 | 2.771 | 3.421 | 3.690 |
| 28 | | 1.701 | 2.048 | 2.467 | 2.763 | 3.408 | 3.674 |
| 29 | | 1.699 | 2.045 | 2.462 | 2.756 | 3.396 | 3.659 |
| 30 | | 1.697 | 2.042 | 2.457 | 2.750 | 3.385 | 3.646 |
| 32 | | 1.694 | 2.037 | 2.449 | 2.738 | 3.365 | 3.622 |
| 34 | | 1.691 | 2.032 | 2.441 | 2.728 | 3.348 | 3.601 |
| 36 | | 1.688 | 2.028 | 2.434 | 2.719 | 3.333 | 3.582 |
| 38 | | 1.686 | 2.024 | 2.429 | 2.712 | 3.319 | 3.566 |
| 40 | | 1.684 | 2.021 | 2.423 | 2.704 | 3.307 | 3.551 |
| 42 | | 1.682 | 2.018 | 2.418 | 2.698 | 3.296 | 3.538 |
| 44 | | 1.680 | 2.015 | 2.414 | 2.692 | 3.286 | 3.526 |
| 46 | | 1.679 | 2.013 | 2.410 | 2.687 | 3.277 | 3.515 |
| 48 | | 1.677 | 2.011 | 2.407 | 2.682 | 3.269 | 3.505 |
| 50 | | 1.676 | 2.009 | 2.403 | 2.678 | 3.261 | 3.496 |
| 60 | | 1.671 | 2.000 | 2.390 | 2.660 | 3.232 | 3.460 |
| 70 | | 1.667 | 1.994 | 2.381 | 2.648 | 3.211 | 3.435 |
| 80 | | 1.664 | 1.990 | 2.374 | 2.639 | 3.195 | 3.416 |
| 90 | | 1.662 | 1.987 | 2.368 | 2.632 | 3.183 | 3.402 |
| 100 | | 1.660 | 1.984 | 2.364 | 2.626 | 3.174 | 3.390 |
| 120 | | 1.658 | 1.980 | 2.358 | 2.617 | 3.160 | 3.373 |
| 150 | | 1.655 | 1.976 | 2.351 | 2.609 | 3.145 | 3.357 |
| 200 | | 1.653 | 1.972 | 2.345 | 2.601 | 3.131 | 3.340 |
| 300 | | 1.650 | 1.968 | 2.339 | 2.592 | 3.118 | 3.323 |
| 400 | | 1.649 | 1.966 | 2.336 | 2.588 | 3.111 | 3.315 |
| 500 | | 1.648 | 1.965 | 2.334 | 2.586 | 3.107 | 3.310 |
| 600 | | 1.647 | 1.964 | 2.333 | 2.584 | 3.104 | 3.307 |
| ∞ | | 1.645 | 1.960 | 2.326 | 2.576 | 3.090 | 3.291 |

TABLE A.3

F Distribution: Critical Values of F (5% significance level)

| $\nu_1^{(M)}$ | $\nu_2^{(R)}$ | | | | | | | | | | | | | | | |
|---------------|---------------|--------|--------|--------|--------|--------|--------|--------|--------|--------|--------|--------|--------|--------|--------|--|
| | 1 | 2 | 3 | 4 | 5 | 6 | 7 | 8 | 9 | 10 | 12 | 14 | 16 | 18 | 20 | |
| 1 | 161.45 | 199.50 | 215.71 | 224.58 | 230.16 | 233.99 | 236.77 | 238.88 | 240.54 | 241.88 | 243.91 | 245.36 | 246.46 | 247.32 | 248.01 | |
| 2 | 18.51 | 19.00 | 19.16 | 19.25 | 19.30 | 19.33 | 19.35 | 19.37 | 19.38 | 19.40 | 19.41 | 19.42 | 19.43 | 19.44 | 19.45 | |
| 3 | 10.13 | 9.55 | 9.28 | 9.12 | 9.01 | 8.94 | 8.89 | 8.85 | 8.81 | 8.79 | 8.74 | 8.71 | 8.69 | 8.67 | 8.66 | |
| 4 | 7.71 | 6.94 | 6.59 | 6.39 | 6.26 | 6.16 | 6.09 | 6.04 | 6.00 | 5.96 | 5.91 | 5.87 | 5.84 | 5.82 | 5.80 | |
| 5 | 6.61 | 5.79 | 5.41 | 5.19 | 5.05 | 4.95 | 4.88 | 4.82 | 4.77 | 4.74 | 4.68 | 4.64 | 4.60 | 4.58 | 4.56 | |
| 6 | 5.99 | 5.14 | 4.76 | 4.53 | 4.39 | 4.28 | 4.21 | 4.15 | 4.10 | 4.06 | 4.00 | 3.96 | 3.92 | 3.90 | 3.87 | |
| 7 | 5.59 | 4.74 | 4.35 | 4.12 | 3.97 | 3.87 | 3.79 | 3.73 | 3.68 | 3.64 | 3.57 | 3.53 | 3.49 | 3.47 | 3.44 | |
| 8 | 5.32 | 4.46 | 4.07 | 3.84 | 3.69 | 3.58 | 3.50 | 3.44 | 3.39 | 3.35 | 3.28 | 3.24 | 3.20 | 3.17 | 3.15 | |
| 9 | 5.12 | 4.26 | 3.86 | 3.63 | 3.48 | 3.37 | 3.29 | 3.23 | 3.18 | 3.14 | 3.07 | 3.03 | 2.99 | 2.96 | 2.94 | |
| 10 | 4.96 | 4.10 | 3.71 | 3.48 | 3.33 | 3.22 | 3.14 | 3.07 | 3.02 | 2.98 | 2.91 | 2.86 | 2.83 | 2.80 | 2.77 | |
| 11 | 4.84 | 3.98 | 3.59 | 3.36 | 3.20 | 3.09 | 3.01 | 2.95 | 2.90 | 2.85 | 2.79 | 2.74 | 2.70 | 2.67 | 2.65 | |
| 12 | 4.75 | 3.89 | 3.49 | 3.26 | 3.11 | 3.00 | 2.91 | 2.85 | 2.80 | 2.75 | 2.69 | 2.64 | 2.60 | 2.57 | 2.54 | |
| 13 | 4.67 | 3.81 | 3.41 | 3.18 | 3.03 | 2.92 | 2.83 | 2.77 | 2.71 | 2.67 | 2.60 | 2.55 | 2.51 | 2.48 | 2.46 | |
| 14 | 4.60 | 3.74 | 3.34 | 3.11 | 2.96 | 2.85 | 2.76 | 2.70 | 2.65 | 2.60 | 2.53 | 2.48 | 2.44 | 2.41 | 2.39 | |
| 15 | 4.54 | 3.68 | 3.29 | 3.06 | 2.90 | 2.79 | 2.71 | 2.64 | 2.59 | 2.54 | 2.48 | 2.42 | 2.38 | 2.35 | 2.33 | |
| 16 | 4.49 | 3.63 | 3.24 | 3.01 | 2.85 | 2.74 | 2.66 | 2.59 | 2.54 | 2.49 | 2.42 | 2.37 | 2.33 | 2.30 | 2.28 | |
| 17 | 4.45 | 3.59 | 3.20 | 2.96 | 2.81 | 2.70 | 2.61 | 2.55 | 2.49 | 2.45 | 2.38 | 2.33 | 2.29 | 2.26 | 2.23 | |
| 18 | 4.41 | 3.55 | 3.16 | 2.93 | 2.77 | 2.66 | 2.58 | 2.51 | 2.46 | 2.41 | 2.34 | 2.29 | 2.25 | 2.22 | 2.19 | |
| 19 | 4.38 | 3.52 | 3.13 | 2.90 | 2.74 | 2.63 | 2.54 | 2.48 | 2.42 | 2.38 | 2.31 | 2.26 | 2.21 | 2.18 | 2.16 | |
| 20 | 4.35 | 3.49 | 3.10 | 2.87 | 2.71 | 2.60 | 2.51 | 2.45 | 2.39 | 2.35 | 2.28 | 2.22 | 2.18 | 2.15 | 2.12 | |
| 21 | 4.32 | 3.47 | 3.07 | 2.84 | 2.68 | 2.57 | 2.49 | 2.42 | 2.37 | 2.32 | 2.25 | 2.20 | 2.16 | 2.12 | 2.10 | |
| 22 | 4.30 | 3.44 | 3.05 | 2.82 | 2.66 | 2.55 | 2.46 | 2.40 | 2.34 | 2.30 | 2.23 | 2.17 | 2.13 | 2.10 | 2.07 | |
| 23 | 4.28 | 3.42 | 3.03 | 2.80 | 2.64 | 2.53 | 2.44 | 2.37 | 2.32 | 2.27 | 2.20 | 2.15 | 2.11 | 2.08 | 2.05 | |
| 24 | 4.26 | 3.40 | 3.01 | 2.78 | 2.62 | 2.51 | 2.42 | 2.36 | 2.30 | 2.25 | 2.18 | 2.13 | 2.09 | 2.05 | 2.03 | |
| 25 | 4.24 | 3.39 | 2.99 | 2.76 | 2.60 | 2.49 | 2.40 | 2.34 | 2.28 | 2.24 | 2.16 | 2.11 | 2.07 | 2.04 | 2.01 | |
| 26 | 4.22 | 3.37 | 2.98 | 2.74 | 2.59 | 2.47 | 2.39 | 2.32 | 2.27 | 2.22 | 2.15 | 2.09 | 2.05 | 2.02 | 1.99 | |
| 27 | 4.21 | 3.35 | 2.96 | 2.73 | 2.57 | 2.46 | 2.37 | 2.31 | 2.25 | 2.20 | 2.13 | 2.08 | 2.04 | 2.00 | 1.97 | |
| 28 | 4.20 | 3.34 | 2.95 | 2.71 | 2.56 | 2.45 | 2.36 | 2.29 | 2.24 | 2.19 | 2.12 | 2.06 | 2.02 | 1.99 | 1.96 | |
| 29 | 4.18 | 3.33 | 2.93 | 2.70 | 2.55 | 2.43 | 2.35 | 2.28 | 2.22 | 2.18 | 2.10 | 2.05 | 2.01 | 1.97 | 1.94 | |
| 30 | 4.17 | 3.32 | 2.92 | 2.69 | 2.53 | 2.42 | 2.33 | 2.27 | 2.21 | 2.16 | 2.09 | 2.04 | 1.99 | 1.96 | 1.93 | |
| 35 | 4.12 | 3.27 | 2.87 | 2.64 | 2.49 | 2.37 | 2.29 | 2.22 | 2.16 | 2.11 | 2.04 | 1.99 | 1.94 | 1.91 | 1.88 | |
| 40 | 4.08 | 3.23 | 2.84 | 2.61 | 2.45 | 2.34 | 2.25 | 2.18 | 2.12 | 2.08 | 2.00 | 1.95 | 1.90 | 1.87 | 1.84 | |
| 50 | 4.03 | 3.18 | 2.79 | 2.56 | 2.40 | 2.29 | 2.20 | 2.13 | 2.07 | 2.03 | 1.95 | 1.89 | 1.85 | 1.81 | 1.78 | |
| 60 | 4.00 | 3.15 | 2.76 | 2.53 | 2.37 | 2.25 | 2.17 | 2.10 | 2.04 | 1.99 | 1.92 | 1.86 | 1.82 | 1.78 | 1.75 | |
| 70 | 3.98 | 3.13 | 2.74 | 2.50 | 2.35 | 2.23 | 2.14 | 2.07 | 2.02 | 1.97 | 1.89 | 1.84 | 1.79 | 1.75 | 1.72 | |
| 80 | 3.96 | 3.11 | 2.72 | 2.49 | 2.33 | 2.21 | 2.13 | 2.06 | 2.00 | 1.95 | 1.88 | 1.82 | 1.77 | 1.73 | 1.70 | |
| 90 | 3.95 | 3.10 | 2.71 | 2.47 | 2.32 | 2.20 | 2.11 | 2.04 | 1.99 | 1.94 | 1.86 | 1.80 | 1.76 | 1.72 | 1.69 | |
| 100 | 3.94 | 3.09 | 2.70 | 2.46 | 2.31 | 2.19 | 2.10 | 2.03 | 1.97 | 1.93 | 1.85 | 1.79 | 1.75 | 1.71 | 1.68 | |
| 120 | 3.92 | 3.07 | 2.68 | 2.45 | 2.29 | 2.18 | 2.09 | 2.02 | 1.96 | 1.91 | 1.83 | 1.78 | 1.73 | 1.69 | 1.66 | |
| 150 | 3.90 | 3.06 | 2.66 | 2.43 | 2.27 | 2.16 | 2.07 | 2.00 | 1.94 | 1.89 | 1.82 | 1.76 | 1.71 | 1.67 | 1.64 | |
| 200 | 3.89 | 3.04 | 2.65 | 2.42 | 2.26 | 2.14 | 2.06 | 1.98 | 1.93 | 1.88 | 1.80 | 1.74 | 1.69 | 1.66 | 1.62 | |
| 250 | 3.88 | 3.03 | 2.64 | 2.41 | 2.25 | 2.13 | 2.05 | 1.98 | 1.92 | 1.87 | 1.79 | 1.73 | 1.68 | 1.65 | 1.61 | |
| 300 | 3.87 | 3.03 | 2.63 | 2.40 | 2.24 | 2.13 | 2.04 | 1.97 | 1.91 | 1.86 | 1.78 | 1.72 | 1.68 | 1.64 | 1.61 | |
| 400 | 3.86 | 3.02 | 2.63 | 2.39 | 2.24 | 2.12 | 2.03 | 1.96 | 1.90 | 1.85 | 1.78 | 1.72 | 1.67 | 1.63 | 1.60 | |
| 500 | 3.86 | 3.01 | 2.62 | 2.39 | 2.23 | 2.12 | 2.03 | 1.96 | 1.90 | 1.85 | 1.77 | 1.71 | 1.66 | 1.62 | 1.59 | |
| 600 | 3.86 | 3.01 | 2.62 | 2.39 | 2.23 | 2.11 | 2.02 | 1.95 | 1.90 | 1.85 | 1.77 | 1.71 | 1.66 | 1.62 | 1.59 | |
| 750 | 3.85 | 3.01 | 2.62 | 2.38 | 2.23 | 2.11 | 2.02 | 1.95 | 1.89 | 1.84 | 1.77 | 1.70 | 1.66 | 1.62 | 1.58 | |
| 1000 | 3.85 | 3.00 | 2.61 | 2.38 | 2.22 | 2.11 | 2.02 | 1.95 | 1.89 | 1.84 | 1.76 | 1.70 | 1.65 | 1.61 | 1.58 | |

TABLE A.3 (continued)

F Distribution: Critical Values of F (5% significance level)

| $v_1^{(v_M)}$ | 25 | 30 | 35 | 40 | 50 | 60 | 75 | 100 | 150 | 200 |
|---------------|--------|--------|--------|--------|--------|--------|--------|--------|--------|--------|
| $v_2^{(v_R)}$ | | | | | | | | | | |
| 1 | 249.26 | 250.10 | 250.69 | 251.14 | 251.77 | 252.20 | 252.62 | 253.04 | 253.46 | 253.68 |
| 2 | 19.46 | 19.46 | 19.47 | 19.47 | 19.48 | 19.48 | 19.48 | 19.49 | 19.49 | 19.49 |
| 3 | 8.63 | 8.62 | 8.60 | 8.59 | 8.58 | 8.57 | 8.56 | 8.55 | 8.54 | 8.54 |
| 4 | 5.77 | 5.75 | 5.73 | 5.72 | 5.70 | 5.69 | 5.68 | 5.66 | 5.65 | 5.65 |
| 5 | 4.52 | 4.50 | 4.48 | 4.46 | 4.44 | 4.43 | 4.42 | 4.41 | 4.39 | 4.39 |
| 6 | 3.83 | 3.81 | 3.79 | 3.77 | 3.75 | 3.74 | 3.73 | 3.71 | 3.70 | 3.69 |
| 7 | 3.40 | 3.38 | 3.36 | 3.34 | 3.32 | 3.30 | 3.29 | 3.27 | 3.26 | 3.25 |
| 8 | 3.11 | 3.08 | 3.06 | 3.04 | 3.02 | 3.01 | 2.99 | 2.97 | 2.96 | 2.95 |
| 9 | 2.89 | 2.86 | 2.84 | 2.83 | 2.80 | 2.79 | 2.77 | 2.76 | 2.74 | 2.73 |
| 10 | 2.73 | 2.70 | 2.68 | 2.66 | 2.64 | 2.62 | 2.60 | 2.59 | 2.57 | 2.56 |
| 11 | 2.60 | 2.57 | 2.55 | 2.53 | 2.51 | 2.49 | 2.47 | 2.46 | 2.44 | 2.43 |
| 12 | 2.50 | 2.47 | 2.44 | 2.43 | 2.40 | 2.38 | 2.37 | 2.35 | 2.33 | 2.32 |
| 13 | 2.41 | 2.38 | 2.36 | 2.34 | 2.31 | 2.30 | 2.28 | 2.26 | 2.24 | 2.23 |
| 14 | 2.34 | 2.31 | 2.28 | 2.27 | 2.24 | 2.22 | 2.21 | 2.19 | 2.17 | 2.16 |
| 15 | 2.28 | 2.25 | 2.22 | 2.20 | 2.18 | 2.16 | 2.14 | 2.12 | 2.10 | 2.10 |
| 16 | 2.23 | 2.19 | 2.17 | 2.15 | 2.12 | 2.11 | 2.09 | 2.07 | 2.05 | 2.04 |
| 17 | 2.18 | 2.15 | 2.12 | 2.10 | 2.08 | 2.06 | 2.04 | 2.02 | 2.00 | 1.99 |
| 18 | 2.14 | 2.11 | 2.08 | 2.06 | 2.04 | 2.02 | 2.00 | 1.98 | 1.96 | 1.95 |
| 19 | 2.11 | 2.07 | 2.05 | 2.03 | 2.00 | 1.98 | 1.96 | 1.94 | 1.92 | 1.91 |
| 20 | 2.07 | 2.04 | 2.01 | 1.99 | 1.97 | 1.95 | 1.93 | 1.91 | 1.89 | 1.88 |
| 21 | 2.05 | 2.01 | 1.98 | 1.96 | 1.94 | 1.92 | 1.90 | 1.88 | 1.86 | 1.84 |
| 22 | 2.02 | 1.98 | 1.96 | 1.94 | 1.91 | 1.89 | 1.87 | 1.85 | 1.83 | 1.82 |
| 23 | 2.00 | 1.96 | 1.93 | 1.91 | 1.88 | 1.86 | 1.84 | 1.82 | 1.80 | 1.79 |
| 24 | 1.97 | 1.94 | 1.91 | 1.89 | 1.86 | 1.84 | 1.82 | 1.80 | 1.78 | 1.77 |
| 25 | 1.96 | 1.92 | 1.89 | 1.87 | 1.84 | 1.82 | 1.80 | 1.78 | 1.76 | 1.75 |
| 26 | 1.94 | 1.90 | 1.87 | 1.85 | 1.82 | 1.80 | 1.78 | 1.76 | 1.74 | 1.73 |
| 27 | 1.92 | 1.88 | 1.86 | 1.84 | 1.81 | 1.79 | 1.76 | 1.74 | 1.72 | 1.71 |
| 28 | 1.91 | 1.87 | 1.84 | 1.82 | 1.79 | 1.77 | 1.75 | 1.73 | 1.70 | 1.69 |
| 29 | 1.89 | 1.85 | 1.83 | 1.81 | 1.77 | 1.75 | 1.73 | 1.71 | 1.69 | 1.67 |
| 30 | 1.88 | 1.84 | 1.81 | 1.79 | 1.76 | 1.74 | 1.72 | 1.70 | 1.67 | 1.66 |
| 35 | 1.82 | 1.79 | 1.76 | 1.74 | 1.70 | 1.68 | 1.66 | 1.63 | 1.61 | 1.60 |
| 40 | 1.78 | 1.74 | 1.72 | 1.69 | 1.66 | 1.64 | 1.61 | 1.59 | 1.56 | 1.55 |
| 50 | 1.73 | 1.69 | 1.66 | 1.63 | 1.60 | 1.58 | 1.55 | 1.52 | 1.50 | 1.48 |
| 60 | 1.69 | 1.65 | 1.62 | 1.59 | 1.56 | 1.53 | 1.51 | 1.48 | 1.45 | 1.44 |
| 70 | 1.66 | 1.62 | 1.59 | 1.57 | 1.53 | 1.50 | 1.48 | 1.45 | 1.42 | 1.40 |
| 80 | 1.64 | 1.60 | 1.57 | 1.54 | 1.51 | 1.48 | 1.45 | 1.43 | 1.39 | 1.38 |
| 90 | 1.63 | 1.59 | 1.55 | 1.53 | 1.49 | 1.46 | 1.44 | 1.41 | 1.38 | 1.36 |
| 100 | 1.62 | 1.57 | 1.54 | 1.52 | 1.48 | 1.45 | 1.42 | 1.39 | 1.36 | 1.34 |
| 120 | 1.60 | 1.55 | 1.52 | 1.50 | 1.46 | 1.43 | 1.40 | 1.37 | 1.33 | 1.32 |
| 150 | 1.58 | 1.54 | 1.50 | 1.48 | 1.44 | 1.41 | 1.38 | 1.34 | 1.31 | 1.29 |
| 200 | 1.56 | 1.52 | 1.48 | 1.46 | 1.41 | 1.39 | 1.35 | 1.32 | 1.28 | 1.26 |
| 250 | 1.55 | 1.50 | 1.47 | 1.44 | 1.40 | 1.37 | 1.34 | 1.31 | 1.27 | 1.25 |
| 300 | 1.54 | 1.50 | 1.46 | 1.43 | 1.39 | 1.36 | 1.33 | 1.30 | 1.26 | 1.23 |
| 400 | 1.53 | 1.49 | 1.45 | 1.42 | 1.38 | 1.35 | 1.32 | 1.28 | 1.24 | 1.22 |
| 500 | 1.53 | 1.48 | 1.45 | 1.42 | 1.38 | 1.35 | 1.31 | 1.28 | 1.23 | 1.21 |
| 600 | 1.52 | 1.48 | 1.44 | 1.41 | 1.37 | 1.34 | 1.31 | 1.27 | 1.23 | 1.20 |
| 750 | 1.52 | 1.47 | 1.44 | 1.41 | 1.37 | 1.34 | 1.30 | 1.26 | 1.22 | 1.20 |
| 1000 | 1.52 | 1.47 | 1.43 | 1.41 | 1.36 | 1.33 | 1.30 | 1.26 | 1.22 | 1.19 |

TABLE A.3 (continued)

F Distribution: Critical Values of F (1% significance level)

| $v_1^{(M)}$ | 1 | 2 | 3 | 4 | 5 | 6 | 7 | 8 | 9 | 10 | 12 | 14 | 16 | 18 | 20 | |
|-------------|------|---------|---------|---------|---------|---------|---------|---------|---------|---------|---------|---------|---------|---------|---------|---------|
| $v_2^{(R)}$ | 1 | 4052.18 | 4999.50 | 5403.35 | 5624.58 | 5763.65 | 5858.99 | 5928.36 | 5981.07 | 6022.47 | 6055.85 | 6106.32 | 6142.67 | 6170.10 | 6191.53 | 6208.73 |
| | 2 | 98.50 | 99.00 | 99.17 | 99.25 | 99.30 | 99.33 | 99.36 | 99.37 | 99.39 | 99.40 | 99.42 | 99.43 | 99.44 | 99.44 | 99.45 |
| | 3 | 34.12 | 30.82 | 29.46 | 28.71 | 28.24 | 27.91 | 27.67 | 27.49 | 27.35 | 27.23 | 27.05 | 26.92 | 26.83 | 26.75 | 26.69 |
| | 4 | 21.20 | 18.00 | 16.69 | 15.98 | 15.52 | 15.21 | 14.98 | 14.80 | 14.66 | 14.55 | 14.37 | 14.25 | 14.15 | 14.08 | 14.02 |
| | 5 | 16.26 | 13.27 | 12.06 | 11.39 | 10.97 | 10.67 | 10.46 | 10.29 | 10.16 | 10.05 | 9.89 | 9.77 | 9.68 | 9.61 | 9.55 |
| | 6 | 13.75 | 10.92 | 9.78 | 9.15 | 8.75 | 8.47 | 8.26 | 8.10 | 7.98 | 7.87 | 7.72 | 7.60 | 7.52 | 7.45 | 7.40 |
| | 7 | 12.25 | 9.55 | 8.45 | 7.85 | 7.46 | 7.19 | 6.99 | 6.84 | 6.72 | 6.62 | 6.47 | 6.36 | 6.28 | 6.21 | 6.16 |
| | 8 | 11.26 | 8.65 | 7.59 | 7.01 | 6.63 | 6.37 | 6.18 | 6.03 | 5.91 | 5.81 | 5.67 | 5.56 | 5.48 | 5.41 | 5.36 |
| | 9 | 10.56 | 8.02 | 6.99 | 6.42 | 6.06 | 5.80 | 5.61 | 5.47 | 5.35 | 5.26 | 5.11 | 5.01 | 4.92 | 4.86 | 4.81 |
| | 10 | 10.04 | 7.56 | 6.55 | 5.99 | 5.64 | 5.39 | 5.20 | 5.06 | 4.94 | 4.85 | 4.71 | 4.60 | 4.52 | 4.46 | 4.41 |
| | 11 | 9.65 | 7.21 | 6.22 | 5.67 | 5.32 | 5.07 | 4.89 | 4.74 | 4.63 | 4.54 | 4.40 | 4.29 | 4.21 | 4.15 | 4.10 |
| | 12 | 9.33 | 6.93 | 5.95 | 5.41 | 5.06 | 4.82 | 4.64 | 4.50 | 4.39 | 4.30 | 4.16 | 4.05 | 3.97 | 3.91 | 3.86 |
| | 13 | 9.07 | 6.70 | 5.74 | 5.21 | 4.86 | 4.62 | 4.44 | 4.30 | 4.19 | 4.10 | 3.96 | 3.86 | 3.78 | 3.72 | 3.66 |
| | 14 | 8.86 | 6.51 | 5.56 | 5.04 | 4.69 | 4.46 | 4.28 | 4.14 | 4.03 | 3.94 | 3.80 | 3.70 | 3.62 | 3.56 | 3.51 |
| | 15 | 8.68 | 6.36 | 5.42 | 4.89 | 4.56 | 4.32 | 4.14 | 4.00 | 3.89 | 3.80 | 3.67 | 3.56 | 3.49 | 3.42 | 3.37 |
| | 16 | 8.53 | 6.23 | 5.29 | 4.77 | 4.44 | 4.20 | 4.03 | 3.89 | 3.78 | 3.69 | 3.55 | 3.45 | 3.37 | 3.31 | 3.26 |
| | 17 | 8.40 | 6.11 | 5.18 | 4.67 | 4.34 | 4.10 | 3.93 | 3.79 | 3.68 | 3.59 | 3.46 | 3.35 | 3.27 | 3.21 | 3.16 |
| | 18 | 8.29 | 6.01 | 5.09 | 4.58 | 4.25 | 4.01 | 3.84 | 3.71 | 3.60 | 3.51 | 3.37 | 3.27 | 3.19 | 3.13 | 3.08 |
| | 19 | 8.18 | 5.93 | 5.01 | 4.50 | 4.17 | 3.94 | 3.77 | 3.63 | 3.52 | 3.43 | 3.30 | 3.19 | 3.12 | 3.05 | 3.00 |
| | 20 | 8.10 | 5.85 | 4.94 | 4.43 | 4.10 | 3.87 | 3.70 | 3.56 | 3.46 | 3.37 | 3.23 | 3.13 | 3.05 | 2.99 | 2.94 |
| | 21 | 8.02 | 5.78 | 4.87 | 4.37 | 4.04 | 3.81 | 3.64 | 3.51 | 3.40 | 3.31 | 3.17 | 3.07 | 2.99 | 2.93 | 2.88 |
| | 22 | 7.95 | 5.72 | 4.82 | 4.31 | 3.99 | 3.76 | 3.59 | 3.45 | 3.35 | 3.26 | 3.12 | 3.02 | 2.94 | 2.88 | 2.83 |
| | 23 | 7.88 | 5.66 | 4.76 | 4.26 | 3.94 | 3.71 | 3.54 | 3.41 | 3.30 | 3.21 | 3.07 | 2.97 | 2.89 | 2.83 | 2.78 |
| | 24 | 7.82 | 5.61 | 4.72 | 4.22 | 3.90 | 3.67 | 3.50 | 3.36 | 3.26 | 3.17 | 3.03 | 2.93 | 2.85 | 2.79 | 2.74 |
| | 25 | 7.77 | 5.57 | 4.68 | 4.18 | 3.85 | 3.63 | 3.46 | 3.32 | 3.22 | 3.13 | 2.99 | 2.89 | 2.81 | 2.75 | 2.70 |
| | 26 | 7.72 | 5.53 | 4.64 | 4.14 | 3.82 | 3.59 | 3.42 | 3.29 | 3.18 | 3.09 | 2.96 | 2.86 | 2.78 | 2.72 | 2.66 |
| | 27 | 7.68 | 5.49 | 4.60 | 4.11 | 3.78 | 3.56 | 3.39 | 3.26 | 3.15 | 3.06 | 2.93 | 2.82 | 2.75 | 2.68 | 2.63 |
| | 28 | 7.64 | 5.45 | 4.57 | 4.07 | 3.75 | 3.53 | 3.36 | 3.23 | 3.12 | 3.03 | 2.90 | 2.79 | 2.72 | 2.65 | 2.60 |
| | 29 | 7.60 | 5.42 | 4.54 | 4.04 | 3.73 | 3.50 | 3.33 | 3.20 | 3.09 | 3.00 | 2.87 | 2.77 | 2.69 | 2.63 | 2.57 |
| | 30 | 7.56 | 5.39 | 4.51 | 4.02 | 3.70 | 3.47 | 3.30 | 3.17 | 3.07 | 2.98 | 2.84 | 2.74 | 2.66 | 2.60 | 2.55 |
| | 35 | 7.42 | 5.27 | 4.40 | 3.91 | 3.59 | 3.37 | 3.20 | 3.07 | 2.96 | 2.88 | 2.74 | 2.64 | 2.56 | 2.50 | 2.44 |
| | 40 | 7.31 | 5.18 | 4.31 | 3.83 | 3.51 | 3.29 | 3.12 | 2.99 | 2.89 | 2.80 | 2.66 | 2.56 | 2.48 | 2.42 | 2.37 |
| | 50 | 7.17 | 5.06 | 4.20 | 3.72 | 3.41 | 3.19 | 3.02 | 2.89 | 2.78 | 2.70 | 2.56 | 2.46 | 2.38 | 2.32 | 2.27 |
| | 60 | 7.08 | 4.98 | 4.13 | 3.65 | 3.34 | 3.12 | 2.95 | 2.82 | 2.72 | 2.63 | 2.50 | 2.39 | 2.31 | 2.25 | 2.20 |
| | 70 | 7.01 | 4.92 | 4.07 | 3.60 | 3.29 | 3.07 | 2.91 | 2.78 | 2.67 | 2.59 | 2.45 | 2.35 | 2.27 | 2.20 | 2.15 |
| | 80 | 6.96 | 4.88 | 4.04 | 3.56 | 3.26 | 3.04 | 2.87 | 2.74 | 2.64 | 2.55 | 2.42 | 2.31 | 2.23 | 2.17 | 2.12 |
| | 90 | 6.93 | 4.85 | 4.01 | 3.53 | 3.23 | 3.01 | 2.84 | 2.72 | 2.61 | 2.52 | 2.39 | 2.29 | 2.21 | 2.14 | 2.09 |
| | 100 | 6.90 | 4.82 | 3.98 | 3.51 | 3.21 | 2.99 | 2.82 | 2.69 | 2.59 | 2.50 | 2.37 | 2.27 | 2.19 | 2.12 | 2.07 |
| | 120 | 6.85 | 4.79 | 3.95 | 3.48 | 3.17 | 2.96 | 2.79 | 2.66 | 2.56 | 2.47 | 2.34 | 2.23 | 2.15 | 2.09 | 2.03 |
| | 150 | 6.81 | 4.75 | 3.91 | 3.45 | 3.14 | 2.92 | 2.76 | 2.63 | 2.53 | 2.44 | 2.31 | 2.20 | 2.12 | 2.06 | 2.00 |
| | 200 | 6.76 | 4.71 | 3.88 | 3.41 | 3.11 | 2.89 | 2.73 | 2.60 | 2.50 | 2.41 | 2.27 | 2.17 | 2.09 | 2.03 | 1.97 |
| | 250 | 6.74 | 4.69 | 3.86 | 3.40 | 3.09 | 2.87 | 2.71 | 2.58 | 2.48 | 2.39 | 2.26 | 2.15 | 2.07 | 2.01 | 1.95 |
| | 300 | 6.72 | 4.68 | 3.85 | 3.38 | 3.08 | 2.86 | 2.70 | 2.57 | 2.47 | 2.38 | 2.24 | 2.14 | 2.06 | 1.99 | 1.94 |
| | 400 | 6.70 | 4.66 | 3.83 | 3.37 | 3.06 | 2.85 | 2.68 | 2.56 | 2.45 | 2.37 | 2.23 | 2.13 | 2.05 | 1.98 | 1.92 |
| | 500 | 6.69 | 4.65 | 3.82 | 3.36 | 3.05 | 2.84 | 2.68 | 2.55 | 2.44 | 2.36 | 2.22 | 2.12 | 2.04 | 1.97 | 1.92 |
| | 600 | 6.68 | 4.64 | 3.81 | 3.35 | 3.05 | 2.83 | 2.67 | 2.54 | 2.44 | 2.35 | 2.21 | 2.11 | 2.03 | 1.96 | 1.91 |
| | 750 | 6.67 | 4.63 | 3.81 | 3.34 | 3.04 | 2.83 | 2.66 | 2.53 | 2.43 | 2.34 | 2.21 | 2.11 | 2.02 | 1.96 | 1.90 |
| | 1000 | 6.66 | 4.63 | 3.80 | 3.34 | 3.04 | 2.82 | 2.66 | 2.53 | 2.43 | 2.34 | 2.20 | 2.10 | 2.02 | 1.95 | 1.90 |

TABLE A.3 (continued)

F Distribution: Critical Values of F (1% significance level)

| $v_1^{(v_M)}$ | 25 | 30 | 35 | 40 | 50 | 60 | 75 | 100 | 150 | 200 |
|---------------|---------|---------|---------|---------|---------|---------|---------|---------|---------|---------|
| $v_2^{(v_R)}$ | | | | | | | | | | |
| 1 | 6239.83 | 6260.65 | 6275.57 | 6286.78 | 6302.52 | 6313.03 | 6323.56 | 6334.11 | 6344.68 | 6349.97 |
| 2 | 99.46 | 99.47 | 99.47 | 99.47 | 99.48 | 99.48 | 99.49 | 99.49 | 99.49 | 99.49 |
| 3 | 26.58 | 26.50 | 26.45 | 26.41 | 26.35 | 26.32 | 26.28 | 26.24 | 26.20 | 26.18 |
| 4 | 13.91 | 13.84 | 13.79 | 13.75 | 13.69 | 13.65 | 13.61 | 13.58 | 13.54 | 13.52 |
| 5 | 9.45 | 9.38 | 9.33 | 9.29 | 9.24 | 9.20 | 9.17 | 9.13 | 9.09 | 9.08 |
| 6 | 7.30 | 7.23 | 7.18 | 7.14 | 7.09 | 7.06 | 7.02 | 6.99 | 6.95 | 6.93 |
| 7 | 6.06 | 5.99 | 5.94 | 5.91 | 5.86 | 5.82 | 5.79 | 5.75 | 5.72 | 5.70 |
| 8 | 5.26 | 5.20 | 5.15 | 5.12 | 5.07 | 5.03 | 5.00 | 4.96 | 4.93 | 4.91 |
| 9 | 4.71 | 4.65 | 4.60 | 4.57 | 4.52 | 4.48 | 4.45 | 4.41 | 4.38 | 4.36 |
| 10 | 4.31 | 4.25 | 4.20 | 4.17 | 4.12 | 4.08 | 4.05 | 4.01 | 3.98 | 3.96 |
| 11 | 4.01 | 3.94 | 3.89 | 3.86 | 3.81 | 3.78 | 3.74 | 3.71 | 3.67 | 3.66 |
| 12 | 3.76 | 3.70 | 3.65 | 3.62 | 3.57 | 3.54 | 3.50 | 3.47 | 3.43 | 3.41 |
| 13 | 3.57 | 3.51 | 3.46 | 3.43 | 3.38 | 3.34 | 3.31 | 3.27 | 3.24 | 3.22 |
| 14 | 3.41 | 3.35 | 3.30 | 3.27 | 3.22 | 3.18 | 3.15 | 3.11 | 3.08 | 3.06 |
| 15 | 3.28 | 3.21 | 3.17 | 3.13 | 3.08 | 3.05 | 3.01 | 2.98 | 2.94 | 2.92 |
| 16 | 3.16 | 3.10 | 3.05 | 3.02 | 2.97 | 2.93 | 2.90 | 2.86 | 2.83 | 2.81 |
| 17 | 3.07 | 3.00 | 2.96 | 2.92 | 2.87 | 2.83 | 2.80 | 2.76 | 2.73 | 2.71 |
| 18 | 2.98 | 2.92 | 2.87 | 2.84 | 2.78 | 2.75 | 2.71 | 2.68 | 2.64 | 2.62 |
| 19 | 2.91 | 2.84 | 2.80 | 2.76 | 2.71 | 2.67 | 2.64 | 2.60 | 2.57 | 2.55 |
| 20 | 2.84 | 2.78 | 2.73 | 2.69 | 2.64 | 2.61 | 2.57 | 2.54 | 2.50 | 2.48 |
| 21 | 2.79 | 2.72 | 2.67 | 2.64 | 2.58 | 2.55 | 2.51 | 2.48 | 2.44 | 2.42 |
| 22 | 2.73 | 2.67 | 2.62 | 2.58 | 2.53 | 2.50 | 2.46 | 2.42 | 2.38 | 2.36 |
| 23 | 2.69 | 2.62 | 2.57 | 2.54 | 2.48 | 2.45 | 2.41 | 2.37 | 2.34 | 2.32 |
| 24 | 2.64 | 2.58 | 2.53 | 2.49 | 2.44 | 2.40 | 2.37 | 2.33 | 2.29 | 2.27 |
| 25 | 2.60 | 2.54 | 2.49 | 2.45 | 2.40 | 2.36 | 2.33 | 2.29 | 2.25 | 2.23 |
| 26 | 2.57 | 2.50 | 2.45 | 2.42 | 2.36 | 2.33 | 2.29 | 2.25 | 2.21 | 2.19 |
| 27 | 2.54 | 2.47 | 2.42 | 2.38 | 2.33 | 2.29 | 2.26 | 2.22 | 2.18 | 2.16 |
| 28 | 2.51 | 2.44 | 2.39 | 2.35 | 2.30 | 2.26 | 2.23 | 2.19 | 2.15 | 2.13 |
| 29 | 2.48 | 2.41 | 2.36 | 2.33 | 2.27 | 2.23 | 2.20 | 2.16 | 2.12 | 2.10 |
| 30 | 2.45 | 2.39 | 2.34 | 2.30 | 2.25 | 2.21 | 2.17 | 2.13 | 2.09 | 2.07 |
| 35 | 2.35 | 2.28 | 2.23 | 2.19 | 2.14 | 2.10 | 2.06 | 2.02 | 1.98 | 1.96 |
| 40 | 2.27 | 2.20 | 2.15 | 2.11 | 2.06 | 2.02 | 1.98 | 1.94 | 1.90 | 1.87 |
| 50 | 2.17 | 2.10 | 2.05 | 2.01 | 1.95 | 1.91 | 1.87 | 1.82 | 1.78 | 1.76 |
| 60 | 2.10 | 2.03 | 1.98 | 1.94 | 1.88 | 1.84 | 1.79 | 1.75 | 1.70 | 1.68 |
| 70 | 2.05 | 1.98 | 1.93 | 1.89 | 1.83 | 1.78 | 1.74 | 1.70 | 1.65 | 1.62 |
| 80 | 2.01 | 1.94 | 1.89 | 1.85 | 1.79 | 1.75 | 1.70 | 1.65 | 1.61 | 1.58 |
| 90 | 1.99 | 1.92 | 1.86 | 1.82 | 1.76 | 1.72 | 1.67 | 1.62 | 1.57 | 1.55 |
| 100 | 1.97 | 1.89 | 1.84 | 1.80 | 1.74 | 1.69 | 1.65 | 1.60 | 1.55 | 1.52 |
| 120 | 1.93 | 1.86 | 1.81 | 1.76 | 1.70 | 1.66 | 1.61 | 1.56 | 1.51 | 1.48 |
| 150 | 1.90 | 1.83 | 1.77 | 1.73 | 1.66 | 1.62 | 1.57 | 1.52 | 1.46 | 1.43 |
| 200 | 1.87 | 1.79 | 1.74 | 1.69 | 1.63 | 1.58 | 1.53 | 1.48 | 1.42 | 1.39 |
| 250 | 1.85 | 1.77 | 1.72 | 1.67 | 1.61 | 1.56 | 1.51 | 1.46 | 1.40 | 1.36 |
| 300 | 1.84 | 1.76 | 1.70 | 1.66 | 1.59 | 1.55 | 1.50 | 1.44 | 1.38 | 1.35 |
| 400 | 1.82 | 1.75 | 1.69 | 1.64 | 1.58 | 1.53 | 1.48 | 1.42 | 1.36 | 1.32 |
| 500 | 1.81 | 1.74 | 1.68 | 1.63 | 1.57 | 1.52 | 1.47 | 1.41 | 1.34 | 1.31 |
| 600 | 1.80 | 1.73 | 1.67 | 1.63 | 1.56 | 1.51 | 1.46 | 1.40 | 1.34 | 1.30 |
| 750 | 1.80 | 1.72 | 1.66 | 1.62 | 1.55 | 1.50 | 1.45 | 1.39 | 1.33 | 1.29 |
| 1000 | 1.79 | 1.72 | 1.66 | 1.61 | 1.54 | 1.50 | 1.44 | 1.38 | 1.32 | 1.28 |